

Black Hawk College

Summary of Data Analysis for Monitoring of Ends Established by the Board of Trustees

Indicator #A7: Grade point averages of transfer students versus grade point averages of “native” students.

Initial Action

The Board of Trustees established as an *End* that students transferring from Black Hawk College (BHC) are prepared to succeed at the university level. One indicator to measure attainment of that *End* is the mean grade point average (GPA) for BHC students transferring to Illinois public universities.

The MIS/Research Department compared the mean grade point average (GPA) for BHC students transferring to select Illinois public universities versus the mean GPA for each university’s “native” students.

For this analysis, a “native” student is any individual who began his/her education at an Illinois university as a freshman. A BHC student is any individual who transferred to an Illinois university.

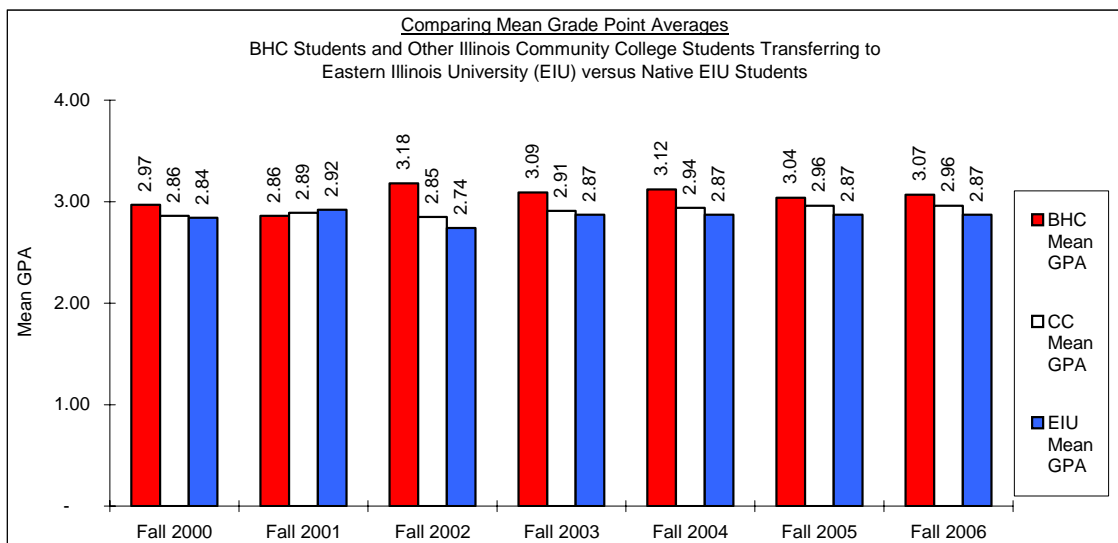
The results are attached.

Data Analysis

Eastern Illinois University (EIU): Black Hawk College students attending EIU have outperformed native EIU students, as well as other community college students attending EIU, six out of the last seven Fall semesters.

Between the Fall 2000 and the Fall 2006 terms, the mean GPA for BHC students ranged from 4.6% to 16.1% higher than the mean GPA for native EIU students. However, during the Fall 2001 term, the mean GPA for BHC students was 2.1% lower than the mean GPA for native EIU students.

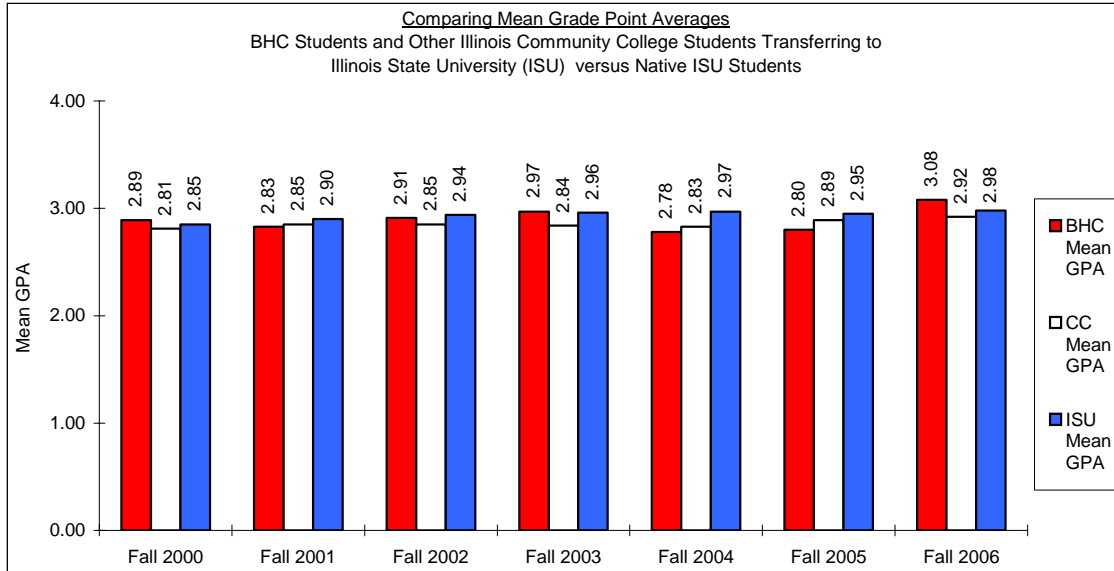
Also between the Fall 2000 and the Fall 2006 terms, the mean GPA for BHC students ranged from 2.7% to 11.6% higher than the mean GPA for other community college students attending EIU. However, during the Fall 2001 term, the mean GPA for BHC students was 1.0% lower than the mean GPA for other community college students attending EIU.



Source: Articulation Services, Percentages by the MIS/Research Department

Illinois State University (ISU): During the Fall 2006 semester, Black Hawk College students attending ISU outperformed native ISU students by 3.4% and other community college students by 5.5%.

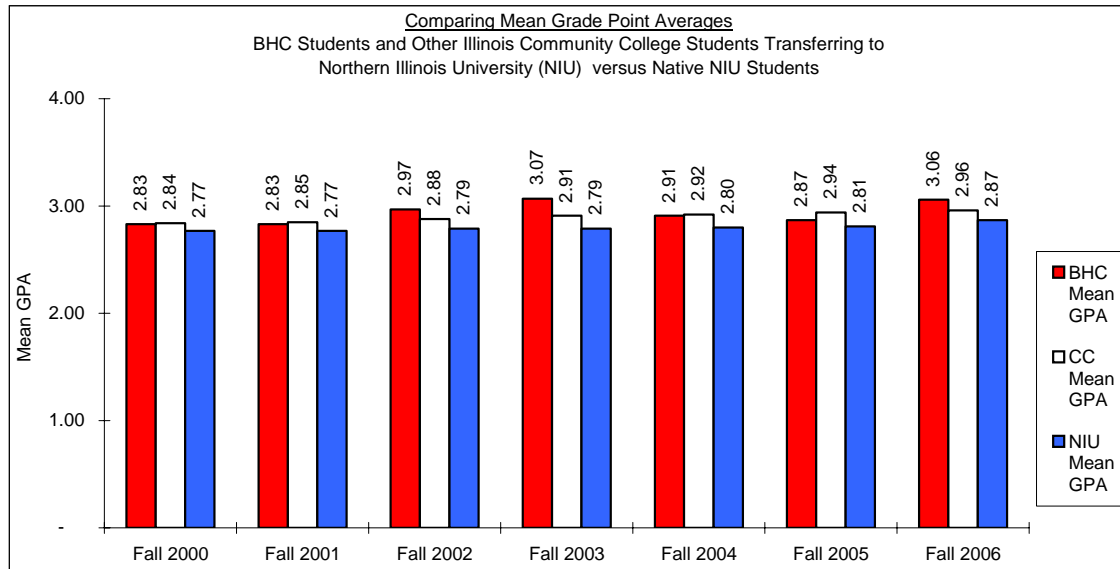
Other than the Fall 2003 semester, between the Fall 2001 and the Fall 2005 semesters, the mean GPA for BHC students attending ISU ranged from 1.0% to 6.4% lower than the mean GPA for native ISU students.



Source: Articulation Services, Percentages by the MIS/Research Department

Northern Illinois University (NIU): Since the Fall 2000 semester, Black Hawk College students attending NIU have outperformed native NIU students. In addition, during the Fall 2006 semester, Black Hawk College students attending NIU outperformed other community college students attending NIU.

Since the Fall 2000 semester, the mean GPA for BHC students has ranged from 2.1% to 10.0% higher than the mean GPA for native NIU students.



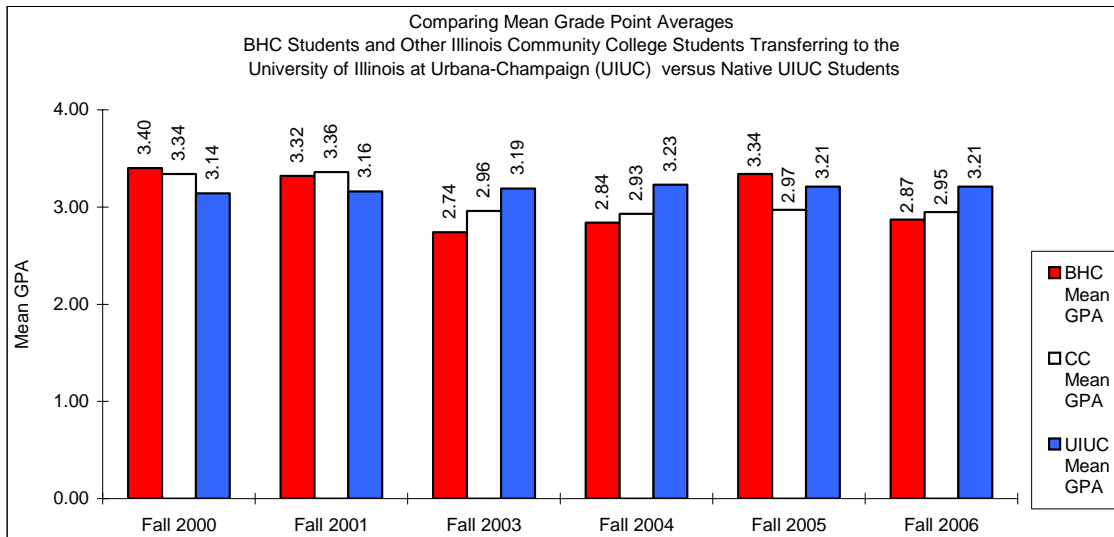
Source: Articulation Services, Percentages by the MIS/Research Department

University of Illinois at Urbana-Champaign (UIUC): During the Fall 2003, Fall 2004, and Fall 2006 semesters, Black Hawk College students underperformed native UIUC students by 14.1%, 12.1%, and 10.6%, respectively.

During the Fall 2005 semester, Black Hawk College students outperformed native UIUC students by 4.0%.

Since the Fall 2001 semester, Black Hawk College students have underperformed when compared to other community college students attending UIUC ranging from 1.2% to 7.4%, with the exception of the Fall 2005 semester when the outperformed those students by 12.5%.

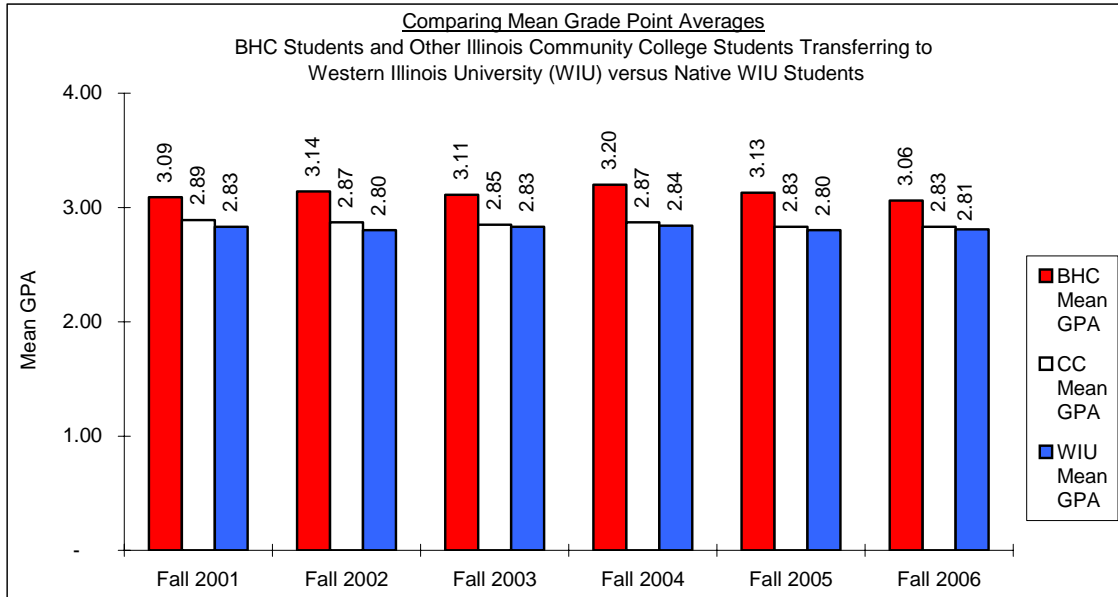
After reviewing the latest data provided by the University of Illinois at Champaign-Urbana, it appears the reason for the fluctuation in grade point averages from year to year, is due to the fact, that the University of Illinois is only providing data for those newly enrolled students from Black Hawk College and other community colleges. Therefore, each Fall's grade point average reflects a new group of former Black Hawk College students enrolled at the University of Illinois for the first time and not a cumulative grade point average of all former Black Hawk College students still enrolled at the University of Illinois.



Source: Articulation Services, Percentages by the MIS/Research Department

Western Illinois University (WIU): Since the Fall 2001 semester, BHC students attending WIU have outperformed by native WIU students, as well as other community college students attending WIU.

The mean GPA for BHC students attending WIU has ranged from 8.9% to 12.7% higher than the mean GPA for native WIU students. In addition, the mean GPA for BHC students attending WIU has ranged from 6.9% to 11.5% higher than the mean GPA for other community college students attending WIU.

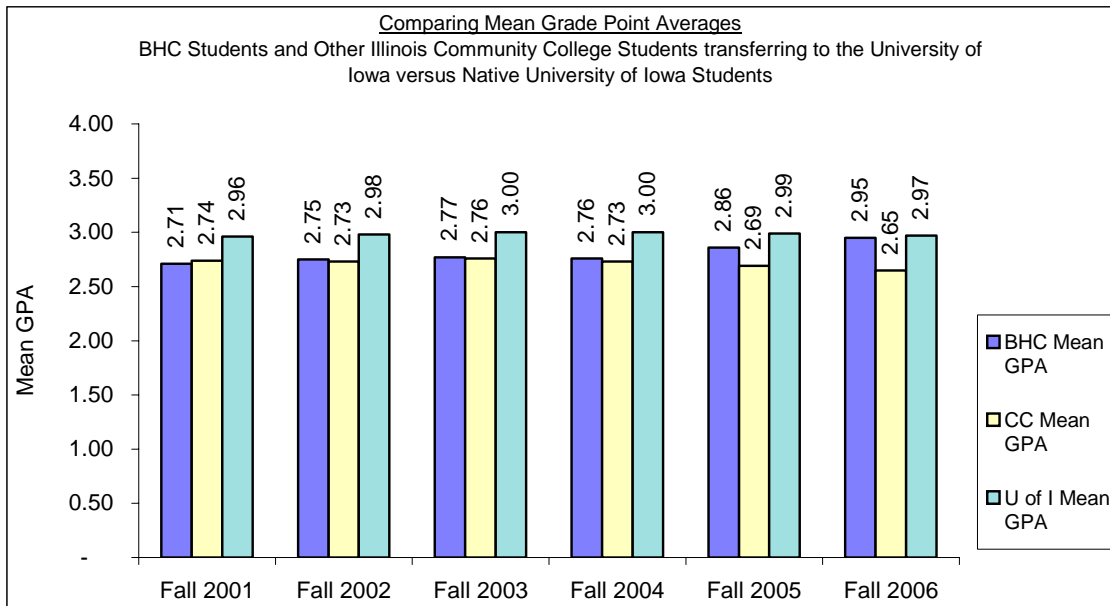


Source: Articulation Services, Percentages by the MIS/Research Department

University of Iowa (UI): Since the Fall 2001 semester, BHC students attending the UI have been outperformed by native UI students.

The mean GPA for BHC students attending UI has ranged from 0.7% to 8.4% lower than the mean GPA for native UI students.

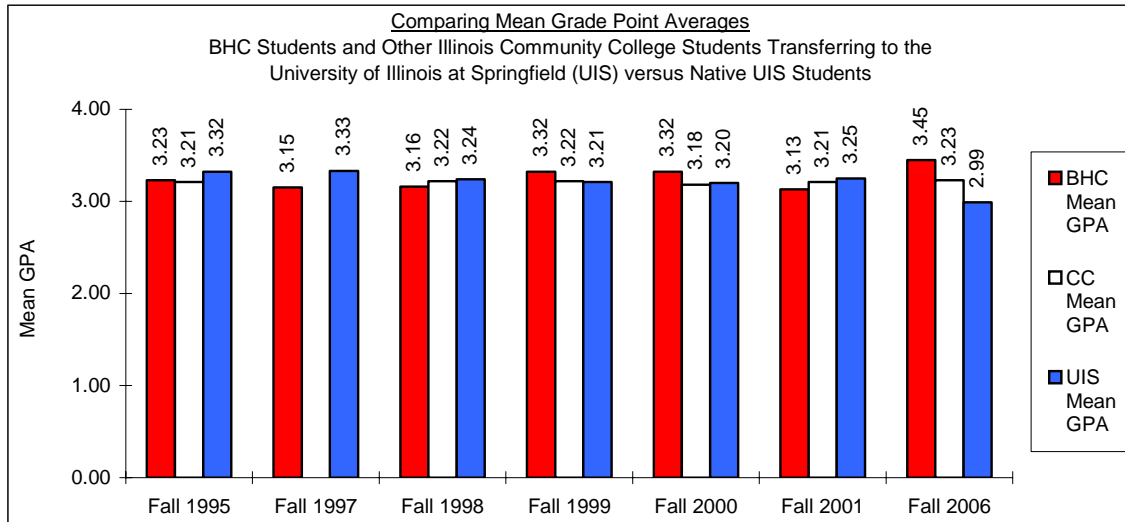
Since the Fall 2002 semester, the mean GPA for BHC students attending UI has ranged from 0.4% to 11.3% higher than the mean GPA for other community college students attending UI.



Source: Articulation Services, Percentages by the MIS/Research Department

University of Illinois at Springfield (UIS): During the Fall 1999, Fall 2000, and the Fall 2006 semesters, BHC students attending UIS outperformed native UIS students. During those three semesters, the mean GPA for BHC students attending UIS has ranged from 3.4% to 15.4% higher than the mean GPA for native UIS students.

Also during those three semesters, the mean GPA for BHC students attending UIS has ranged from 3.1% to 6.8% higher than the mean GPA for other community college students attending UIS.



Source: Articulation Services, Percentages by the MIS/Research Department

The following Illinois universities were not included in the data analysis due to a lack of recent data: Chicago State University, Governors State University, Northeastern Illinois University, Southern Illinois University at Edwardsville, University of Illinois at Chicago, and Southern Illinois University at Carbondale.

Conclusions

This report focuses on a comparison of the grade point average (GPA) of “native” Illinois public university students to the GPA of Black Hawk College students who transfer to public Illinois universities. This comparison is presented as an indicator of student success or readiness to succeed at the public university after transferring. Results from the data show that when compared to native students, Black Hawk College’s transfer students perform well in terms of the aggregate average GPAs at public universities. In summary, the data indicates the following:

- BHC students are *outperforming* native students at the following three universities:
 - Eastern Illinois University;
 - Northern Illinois University;
 - Western Illinois University, and
 - University of Illinois at Springfield.

- BHC students attending Illinois State University (ISU) are performing at *virtually the same level* as native students.

- BHC students are *underperforming* native students at the following two universities:
 - University of Illinois at Urbana-Champaign; and
 - University of Iowa.

- BHC students are maintaining grade point averages higher than students transferring from other Illinois community colleges.

The results from the data provide clear evidence that, in general, students transferring from Black Hawk College to public universities do equally or better than other students when measured by GPA.

In general, the grade averages earned in the Fall 2006 semester by BHC students who transferred reflected the quality of instruction and academic preparation that occurs at Black Hawk College.

Reviewed and Prepared by:



Rose M. Campbell
Vice President for Instruction and Student
Services



Keith Miller
President